


REVIEW: STUDENTS WILL REVIEW
SHARING THEIR AGE AND COLORS

LEARNING TARGET: STUDENTS WILL
LEARN THE NAMES OF SOME
ANIMALS THAT LIVE ON A FARM.





Uno



Dos



Tres



Cuatro



Cinco



Seis



Siete



Ocho



Nueve



Diez

2

6

8

3

7






4

1









9

5

¿CUÁNTOS CERDOS?



¿CUÁNTOS POLLITOS?



LOS COLORES


LOS COLORES



rojo



anaranjado



amarillo



verde



azul



morado



rosa



gris



café



blanco



negro


LOS ANIMALES (THE ANIMALS)



ANIMALES DE LA GRANJA



el pollito



el cerdo

LA GRANJA


Mi tío tiene una granja

LA ACTIVIDAD

Me llamo:


La granja

Directions: Draw siete cerdos y nueve pollitos en la granja.



REVIEW: STUDENTS WILL REVIEW
SHARING THEIR AGE AND COLORS

LEARNING TARGET: STUDENTS WILL
LEARN THE NAMES OF SOME
ANIMALS THAT LIVE ON A FARM
AND THEY WILL LEARN HOW TO SAY
GOOD MORNING, GOOD
AFTERNOON, AND GOODNIGHT!





Uno



Dos



Tres



Cuatro



Cinco



Seis



Siete



Ocho



Nueve



Diez

BUENOS DÍAS-GOOD MORNING



BUENAS TARDES-GOOD AFTERNOON



BUENAS NOCHES-GOODNIGHT




BUENOS DÍAS, BUENAS TARDES, BUENAS NOCHES



ANIMALES DE LA GRANJA



el pollito



el cerdo

¿EL POLLITO O EL CERDO?




¿EL POLLITO O EL CERDO?



¿EL POLLITO O EL CERDO?



¿EL POLLITO O EL CERDO?



¿EL POLLITO O EL CERDO?



¿EL POLLITO O EL CERDO?



LA ACTIVIDAD

Me llamo:

La granja

Directions: Draw a picture that represents morning, afternoon, and evening in the appropriate boxes.

Buenos días	Buenas tardes	Buenas noches