


REVIEW: STUDENTS WILL REVIEW
RAINBOW COLORS AND BODY PARTS

LEARNING TARGET: STUDENTS WILL
WILL PRACTICE NAMING AND
SAYING BODY PARTS.




¡COLORES, COLORES!


COLOR COLORCITO...



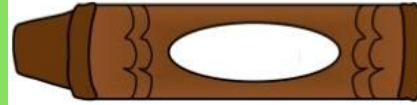
rojo




amarillo




verde



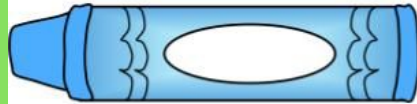
café



morado



rosado




azul



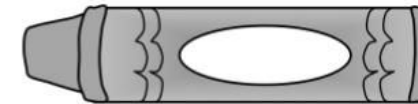
negro



blanco



anaranjado



gris

CANCIÓN: CABEZA, HOMBROS, RODILLAS, PIES



LA CABEZA



LOS HOMBROS



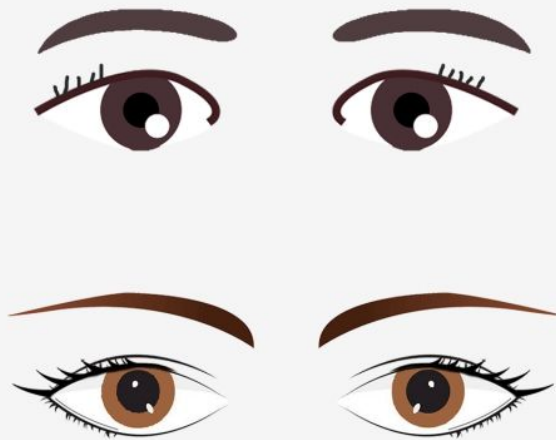
LAS RODILLAS



LOS PIES



LOS OJOS



Designed by pngtree

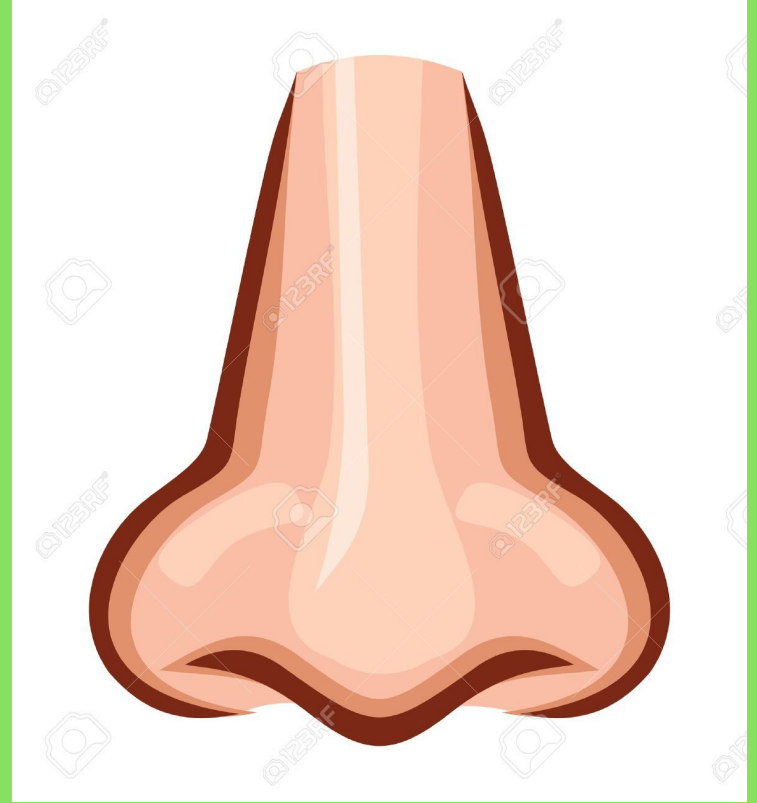
LAS OREJAS



LA BOCA



LA NARIZ



BODY PARTS: PARTES DEL CUERPO



Spanish



ACTIVIDAD # 1: PARTES DEL CUERPO

MINI-LESSON #1

Watch the video paying close attention to the dance. Can you remember all the body parts mentioned? Name and/or write down as many as you can remember the English and Spanish names for. You may need to watch it again and add any that you left off to your list.

Pair up with a partner and compare notes! Share any body parts you missed with each other. How many can you recall from the video? Practice pronouncing each of the words.

SPANISH	ENGLISH

REVIEW: STUDENTS WILL REVIEW
RAINBOW COLORS AND BODY PARTS

LEARNING TARGET: STUDENTS WILL
WILL PRACTICE NAMING AND
SAYING SOME NEW BODY PARTS.



¡COLORES, COLORES!

los colores




anaranjado



amarillo



verde



azul



morado



rojo



marrón/café



rosado



blanco



negro

CANCIÓN: CABEZA, HOMBROS, RODILLAS, PIES



Cabeza, hombros,

rodillas, pies

BODY PARTS: PARTES DEL CUERPO



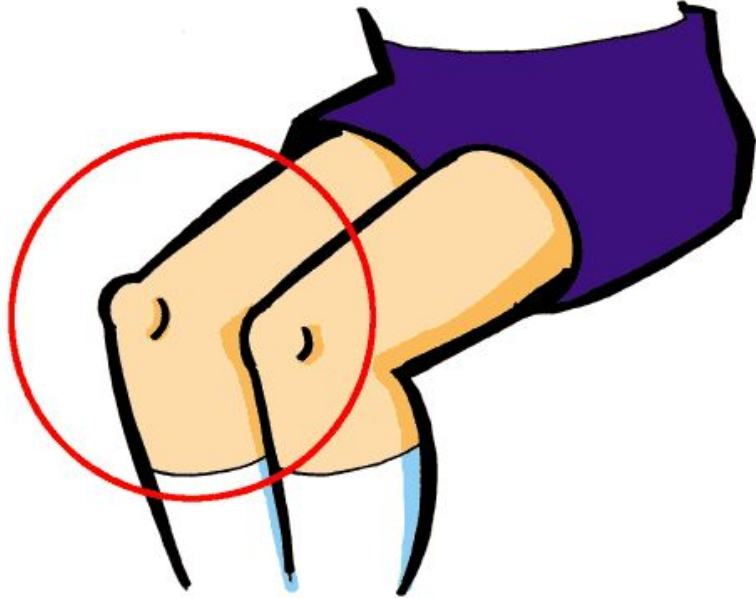
Spanish



BAILA



!AGÁCHATE!




knees



LA CADERA



EL CUELLO



LA LENGUA



LAS MANOS



ACTIVIDAD # 2: PARTES DEL CUERPO

MINI-LESSON #2

Get up and dance! This time we want you to *baila con TU cuerpo*. Follow along with the video, doing the moves while you say the names of the body parts.

When the song is over, either label, or just pair-share out, the body parts you learned by using cartoon Basho below. If you have time, color me in!

