



REVIEW: STUDENTS WILL REVIEW DAYS OF THE WEEK, MONTHS OF THE YEAR, AND COLORS.

LEARNING TARGET: STUDENTS WILL PRACTICE NAMING AND IDENTIFYING FARM ANIMALS AND COUNTING TO 20.



LOS DÍAS DE LA SEMANA (THE DAYS OF THE WEEK)



Días de la semana Days of the week




lunes	Monday
martes	Tuesday
miércoles	Wednesday
jueves	Thursday
viernes	Friday
sábado	Saturday
domingo	Sunday

HOY ES _____ EL _____ DE _____.
(TODAY IS _____ THE _____ OF _____.)



MONTHS OF THE YEAR	MESES DEL AÑO
January 	enero 
February 	febrero 
March 	marzo 
April 	abril 
May 	mayo 
June 	junio 
July 	julio 
August 	agosto 
September 	septiembre 
October 	octubre 
November 	noviembre 
December 	diciembre 


COLORES



ANIMALES DE LA GRANJA




el pollito




el cerdo

ANIMALES DE LA GRANJA



el caballo




la gallina

ANIMALES DE LA GRANJA




el gato



la vaca

ANIMALES DE LA GRANJA




el pato




el perro

ANIMALES DE LA GRANJA




LA OVEJA



EL CHIVO

ANIMALES DE LA GRANJA



EL BURRO

Me invitó a conocer los animales.



PRACTICA LOS NÚMEROS

Los números del 1 al 21 en español

www.spanishlearninglab.com

1

Uno

2

Dos

3

Tres

4

Cuatro

5

Cinco

6

Seis

7

Siete

8

Ocho

9

Nueve

10

Diez

11

Once

12

Doce

13

Trece

14

Catorce

15

Quince

16

Dieciséis

17

Diecisiete

18

Dieciocho

19

Diecinueve

20

Veinte

21

Veintiuno

COUNTING TO 20



ACTIVIDAD #1: FOLLOW THE INSTRUCTIONS BELOW TO COMPLETE THE DÍAS DE LA SEMANA CHART. IF YOU ARE UNABLE TO PRINT THE CHART, YOU CAN MAKE ON ON A BLANK PIECE OF PAPER. FEEL FREE TO SEND ME YOUR WORK:

MDICK@MSSD14.ORG

Me llamo:

Los días de la semana




Pretend you went on a trip to a farm. Each day that you visited the farm, you saw a different animal. Write the days of the week in Spanish in the column on the left. Then, read the "Yo vi-I saw" sentence in Spanish and draw the farm animals you saw. Pay attention to the number too!

	Yo vi tres patos.
	Yo vi cinco caballos.
	Yo vi nueve pollitos.
	Yo vi doce ovejas.
	Yo vi diez perros.
	Yo vi once cerdos.
	Yo vi 2 _____.

REVIEW: STUDENTS WILL REVIEW DAYS OF THE WEEK, MONTHS OF THE YEAR, AND COLORS.

LEARNING TARGET: STUDENTS WILL PRACTICE NAMING AND IDENTIFYING FARM ANIMALS AND COUNTING TO 20. .



LOS DÍAS DE LA SEMANA (THE DAYS OF THE WEEK)



Días de la semana Days of the week




lunes	Monday
martes	Tuesday
miércoles	Wednesday
jueves	Thursday
viernes	Friday
sábado	Saturday
domingo	Sunday

HOY ES _____ EL _____ DE _____.
(TODAY IS _____ THE _____ OF _____.)



MONTHS OF THE YEAR	MESES DEL AÑO
January 	enero 
February 	febrero 
March 	marzo 
April 	abril 
May 	mayo 
June 	junio 
July 	julio 
August 	agosto 
September 	septiembre 
October 	octubre 
November 	noviembre 
December 	diciembre 


COLORES



ANIMALES DE LA GRANJA




el pollito




el cerdo

ANIMALES DE LA GRANJA



el caballo




la gallina

ANIMALES DE LA GRANJA




el gato



la vaca

ANIMALES DE LA GRANJA




el pato




el perro

ANIMALES DE LA GRANJA




LA OVEJA



EL CHIVO

ANIMALES DE LA GRANJA





EL BURRO









COUNTING TO 20



PRÁCTICA



PRÁCTICA



LA ACTIVIDAD

#2: COUNT THE SHAPES AND OBJECTS. THEN, WRITE DOWN THE TOTAL NUMBER IN SPANISH. BE SURE TO DOUBLE CHECK YOUR SPELLING!

Los números Me llamo: _____

Count the objects and write the number in Spanish. Use the "los números" chart to double check spelling.

1	uno	11	once
2	dos	12	doce
3	tres	13	trece
4	cuatro	14	catorce
5	cinco	15	quince
6	seis	16	dieciséis
7	siete	17	diecisiete
8	ocho	18	dieciocho
9	nueve	19	diecinueve
10	diez	20	veinte

Activity 1: 18 green circles arranged in 3 rows of 6.

Activity 2: 16 yellow hearts arranged in 4 rows of 4.

Activity 3: 9 yellow stars arranged in 3 rows of 3.

Activity 4: 15 blue squares arranged in 3 rows of 5.

Activity 5: 14 green circles arranged in 2 rows of 7.

Activity 6: 12 orange pentagons arranged in 2 rows of 6.

© 2010-2011 by Education.com. All rights reserved. Copyright © Teachers.com